



Meet

DINO RXT

Higher. Lighter. Smarter.



DINOLIFT

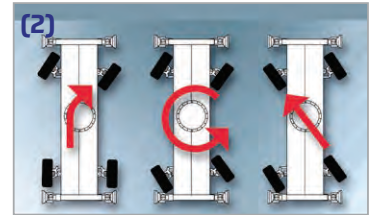
UP TO THE JOB

100% up to the job

- Improved operator experience
- Superior boom performance
- Lightweight, excellent rough terrain access

Standard features in all DINO RXT models:


- Oscillating front axle **(1)**
- 4WD, 2WS / 4WS / Crab steering **(2)**
- Strong engine, excellent gradeability up to 40 % **(3)**
- Automatic levelling **(4)**
- Great levelling capability up to 10°
- Low ground pressure, no damage on the ground
- Quick operation, all functions from the basket **(5)**



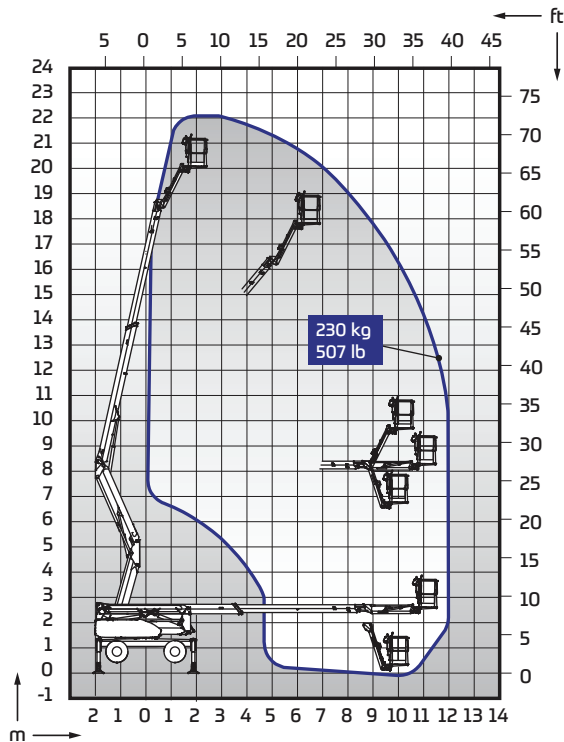
Options for all DINO RXT models:

- Electric motor for boom movements
- Hydraulic generator 3.5 kW **(6)**
- Different tyre configurations **(7-8)**
- Air compressor
- Extra outrigger pads and brackets, 600 x 600 x 25 mm
- XL-basket 0.75 x 1.6 m with 250 kg lifting capacity *
- One person basket 0.70 x 0.80 m **(9)**
- DINO SafeGuard secondary guarding **(10)**
- LED working lights, 2 x 13 W **(11)**
- LED driving lights **(12)**

*J available for DINO 220RXT



DINO 220RXT

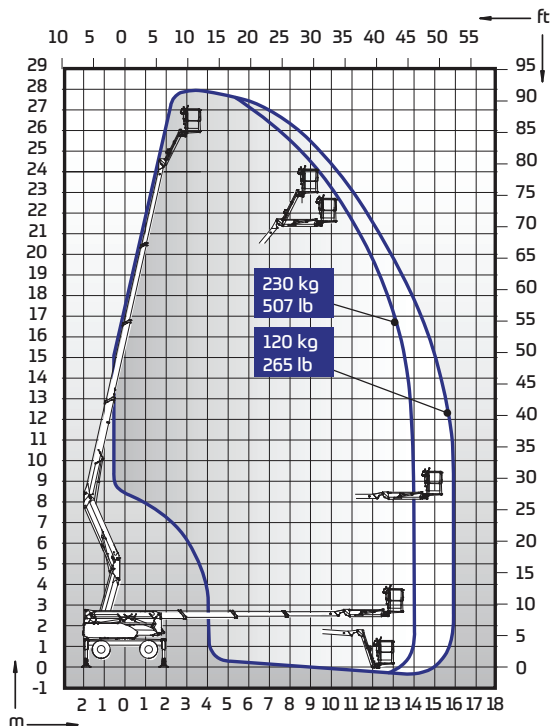


*] option

Technical data

	Metric	Imperial
Max. working height	22.00 m	72 ft 2 in
Max. platform height	20.00 m	65 ft 7 in
Max. outreach	12.00 m	39 ft 4 in
Support width	4.6 / 5.0 m	15 ft 1 in / 16 ft 5 in
Lifting capacity	230 kg / 250 kg*	507 lbs / 551 lbs*
Basket size	0.7 x 1.3 m / 0.75 x 1.6 m*	2 ft 4 in x 4 ft 3 in / 2 ft 6 in x 5 ft 3 in*
Boom rotation	continuous	continuous
Basket rotation	180°	180°
Boom control	CAN-BUS, proport.	CAN-BUS, proport.
Jib	1.6 m / 140°	5 ft 3 in / 140°
Transport length	6.35 m	20 ft 10 in
Transport width	2.05 m	81 in
Transport height	2.37 m	7 ft 9 in
Weight	4700 kg	10360 lbs
Approach / departure angles	33.4°	33.4°
Ground clearance	0.33 m	1 ft 1 in
Four wheel drive	std	std
Steering, 2WS / 4WS / Crab	std	std
AC socket in the basket x 2	std	std
Diesel engine Kubota 18.5 kW	std	std
Electric motor 110/230VAC	option	option
Automatic levelling	std	std
Gradeability	40 %	40 %
Drive speed	10.0 / 3.0 km/h	6.2 / 1.7 mph

DINO 280RXT



Technical data

	Metric	Imperial
Max. working height	28.00 m	91 ft 10 in
Max. platform height	26.00 m	85 ft
Max. outreach	16.00 m	52 ft 6 in
Support width	4.6 / 5.0 m	15 ft 1 in / 16 ft 5 in
Lifting capacity	230 kg	507 lbs
Basket size	0.7 x 1.3 m	2 ft 4 in x 4 ft 3 in
Boom rotation	continuous	continuous
Basket rotation	180°	180°
Boom control	CAN-BUS, proport.	CAN-BUS, proport.
Jib	1.6 m / 140°	5 ft 3 in / 140°
Transport length	5.82 m	19 ft 1 in
Transport width	2.05 m	81 in
Transport height	2.37 m	7 ft 9 in
Weight	4860 kg	10715 lbs
Approach / departure angles	33.4°	33.4°
Ground clearance	0.33 m	1 ft 1 in
Four wheel drive	std	std
Steering, 2WS / 4WS / Crab	std	std
AC socket in the basket x 2	std	std
Diesel engine Kubota 18.5 kW	std	std
Electric motor 110/230VAC	option	option
Automatic levelling	std	std
Gradeability	40 %	40 %
Drive speed	10.0 / 3.0 km/h	6.2 / 1.7 mph

Meet

DINO RXT

Higher. Lighter. Smarter.



DINO lightweight MEWPs are known for their quality, reliability and safety. We design and build every DINO at our factory in Finland.

We take no shortcuts. We make no compromises. We make machines that help you work at height with maximum confidence. In all conditions. In all terrains.

Get in touch with us to build your own DINO.



11 Bolitho Street, Sunshine VIC 3020 P +61 3 9312 3835



PO Box 193, Altona North VIC 3025 F +61 3 9312 3831

DINOlift

UP TO THE JOB

DINOlift Oy | Raikkolantie 145 • FI-32210 LOIMAA, FINLAND

Tel: +358 (0)20 1772 400 • E-mail: info@dinolift.com

www.dinolift.com

Technical specifications are subject to change without prior notice.

©Dinolift Oy 14.3.2019

