

Dingli
Australia

www.dingliaustralia.com.au

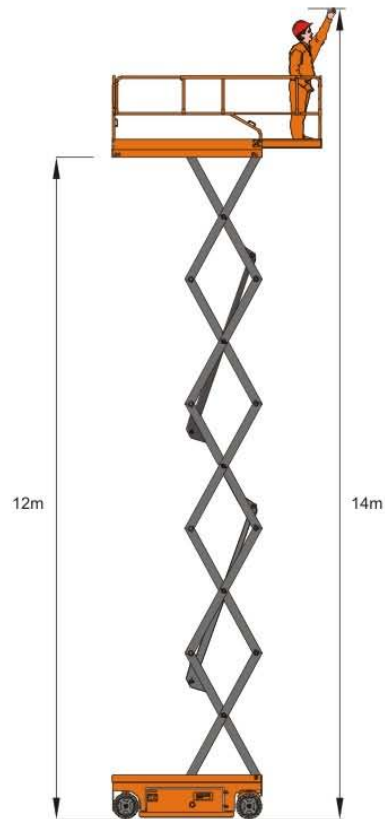
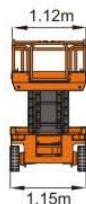
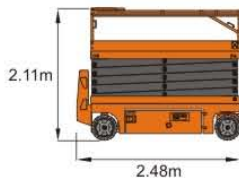


E-Tech
S1212E

ELECTRIC SCISSOR LIFTS

E-Tech

S1212E



S.W.L	230kg(320kg@1.5°)
S.W.L on extension	113kg/249lb
Max Occupants	2



Working height	14.0m/45ft11in
Platform floor height	12.0m/39ft4in



Overall length	2.48m/8ft1in
Overall width	1.15m/3ft9in
Overall height(Rails up)	2.58m/8ft5in
Overall height(Rails down)	2.11m/6ft11in
Platform size	2.27mx1.12m/7ft5inX3ft8in
Platform extension size	0.9m/2ft11in
Ground clearance(Stowed)	0.1m/4in
Ground clearance(Raised)	0.019m/0.7in
Wheelbase	1.87m/6ft2in
Turning radius(Inside)	0m
Turning radius(Outside)	2.33m/7ft7in



Drive motors	24V/1.5kw
Lifting motor	24V/3kw



Travel speed(Stowed)	5km/h 3miles/h
Travel speed(Raised)	0.8km/h 0.5miles/h
Up/Down speed	40/48 sec
Wind Rated	12.5m/s



Batteries	4x6V/185Ah
Integrated charger	24V/25A



Gradeability	25%
Maximum working slope	2-3°



Tyres	Φ 381x127mm
--------------	-------------



Weight	2950kg/6503lb
---------------	---------------

Standard Equipment

- Proportional Controls
- Automatic Pothole Protection
- Self-lock Gate On Platform
- Drivable At Full Height
- Non-marking Tyres
- 2WD
- Automatic Brakes System
- Emergency Lowering System
- Emergency Stop Buttons
- Cylinder Holding Valve
- Onboard Diagnostic System
- Tilt Sensor With Alarm
- Motion Alarms
- Horn
- Hour Meter
- Safety Brackets
- Forklift Pockets
- Folding Handrails
- Extended Platform
- Charger Protection
- Flashing Beacon
- Overload Sensor With Alarm
- AC Power To The Platform

Options

- Platform Work Lights
- Airline To The Platform

